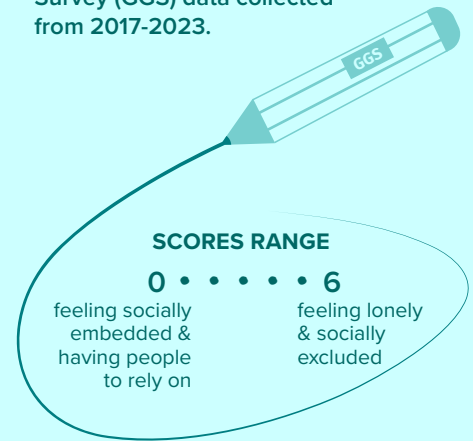
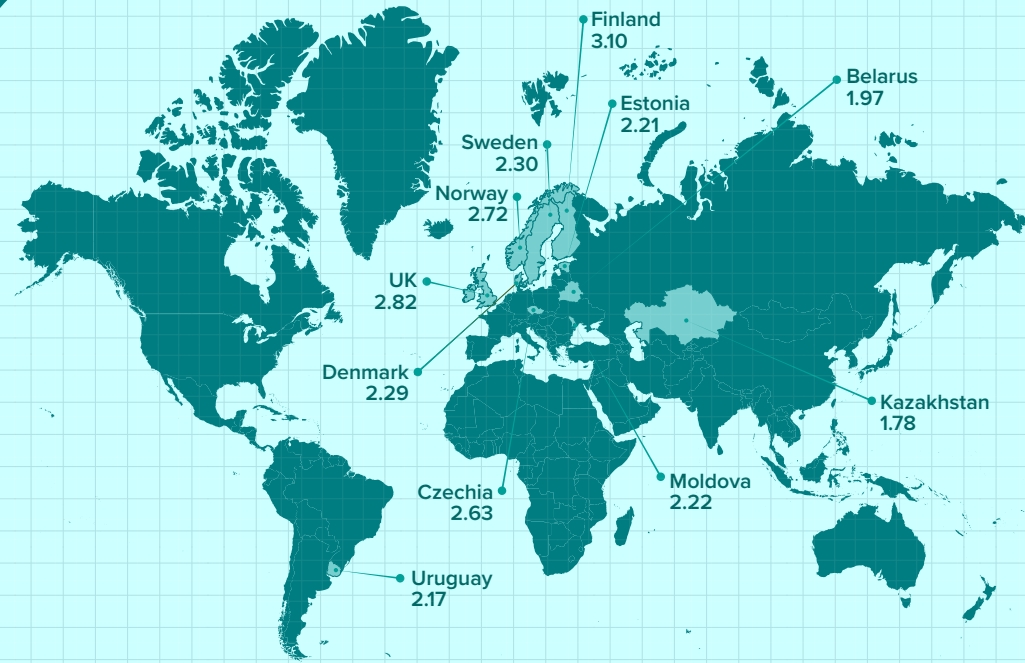


GENERATIONS AND GENDER SURVEY REVEALS:

# LONELINESS

We assess loneliness using a six-item scale in the Generations and Gender Survey (GGS) data collected from 2017-2023.



DATA ON OVER 55 000 RESPONDENTS AGED 18-49

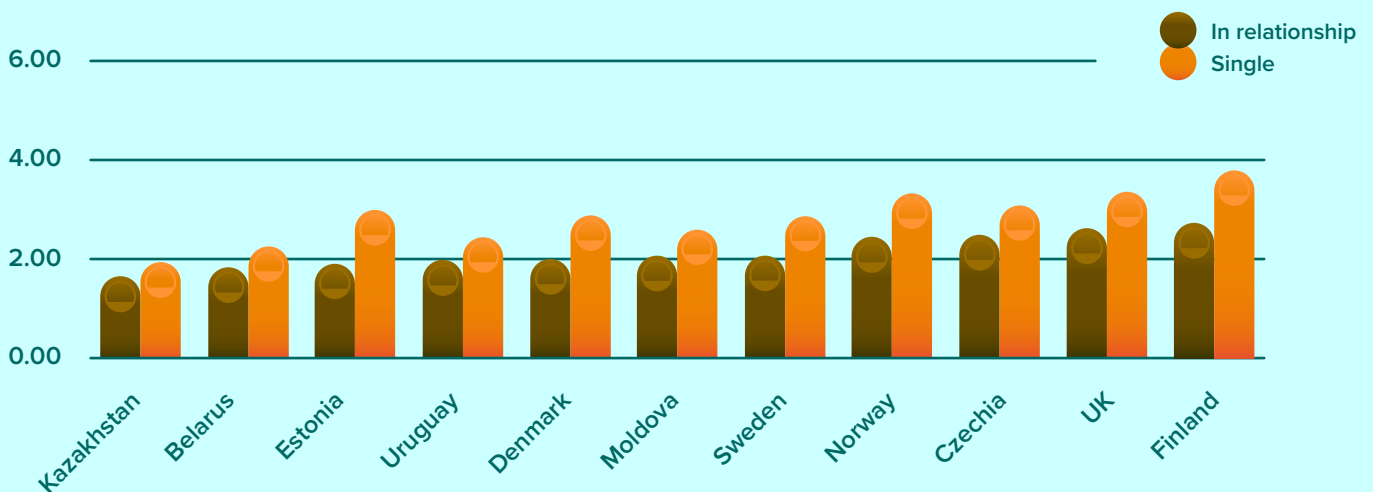
Across 11 countries, the average loneliness scores range from 1.78 to 3.10, indicating moderate levels of loneliness.

Kazakhstan and Belarus report the lowest levels of loneliness, while Czechia, Norway, UK, and Finland experience somewhat higher loneliness.

No significant gender or age-related differences exist, though in Nordic countries, UK and Czechia, those aged 18-29 report slightly more loneliness.

Notable differences are observed based on relationship status: **single individuals tend to feel lonelier than their partnered or married counterparts.**

LONELINESS SCORE



GGP DATA OFFER VALUABLE INSIGHTS INTO VARIOUS FACTORS CONTRIBUTING TO OR PROTECTING FROM LONELINESS.

Source: Generations and Gender Survey Round II – wave 1 (data for Belarus and Kazakhstan 2017-2018; other countries 2020-2023)

Reference to the loneliness scale: Gierveld, J. D. J., & Tilburg, T. V. (2006). A 6-Item Scale for Overall, Emotional, and Social Loneliness: Confirmatory Tests on Survey Data. Research on Aging, 28(5), 582-598. <https://doi.org/10.1177/0164027506289723>